

TECHNICAL DATA
DATASHEET 4724, REV. B

HERMETIC POWER SCHOTTKY RECTIFIER

DESCRIPTION: A 60-VOLT, 35 AMP, POWER SCHOTTKY RECTIFIER IN A HERMETIC TO-254 PACKAGE.

MAXIMUM RATINGS

ALL RATINGS ARE @ $T_C = 25\text{ }^\circ\text{C}$ UNLESS OTHERWISE SPECIFIED.

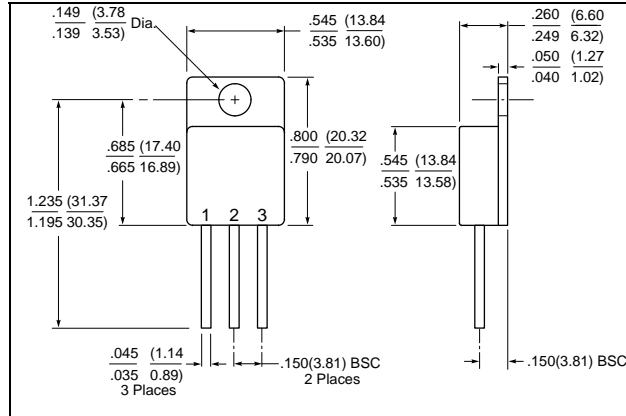
| RATING | SYMBOL | MAX. | UNITS |
|--|-----------------|-----------------|--------------------|
| PEAK INVERSE VOLTAGE | PIV | 60 | Volts |
| MAXIMUM DC OUTPUT CURRENT (@ $T_C=100\text{ }^\circ\text{C}$) (Single, Doubler) | I_O | 30 | Amps |
| MAXIMUM DC OUTPUT CURRENT (@ $T_C=100\text{ }^\circ\text{C}$) (Common Cathode, Common Anode) | I_O | 35 | Amps |
| MAXIMUM NONREPETITIVE FORWARD SURGE CURRENT ($t=8.3\text{ms}$, Sine) | I_{FSM} | 570 | Amps |
| MAXIMUM JUNCTION CAPACITANCE ($V_r=5\text{V}$) | C_T | 1600 | pF |
| MAXIMUM THERMAL RESISTANCE (Common Cathode) (Per Package) | $R_{\theta JC}$ | 0.5 | $^\circ\text{C/W}$ |
| MAXIMUM OPERATING TEMPERATURE RANGE | Top/Tstg | -55 to + 150 | $^\circ\text{C}$ |
| MAXIMUM STORAGE TEMPERATURE RANGE | Top/Tstg | -55 to + 150 | $^\circ\text{C}$ |

ELECTRICAL CHARACTERISTICS

| CHARACTERISTIC | SYMBOL | MAX. | UNITS |
|--|--------|--------------|-------|
| MAXIMUM FORWARD VOLTAGE DROP, Pulsed ($I_f = 30\text{ Amps}$) $T_J = 25\text{ }^\circ\text{C}$ $T_J = 125\text{ }^\circ\text{C}$ | V_f | 0.83 0.78 | Volts |
| MAXIMUM REVERSE CURRENT (I_r @ 60 V PIV) $T_J = 25\text{ }^\circ\text{C}$ $T_J = 125\text{ }^\circ\text{C}$ | I_r | 4 280 | mA |

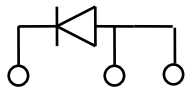
SENSITRON
TECHNICAL DATA
DATASHEET 4724, REV. B

Mechanical Dimensions: In inches / mm



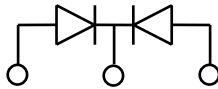
TO-254

SINGLE



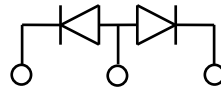
1 2 3

COMMON CATHODE



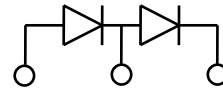
1 2 3

COMMON ANODE



1 2 3

DOUBLER



1 2 3

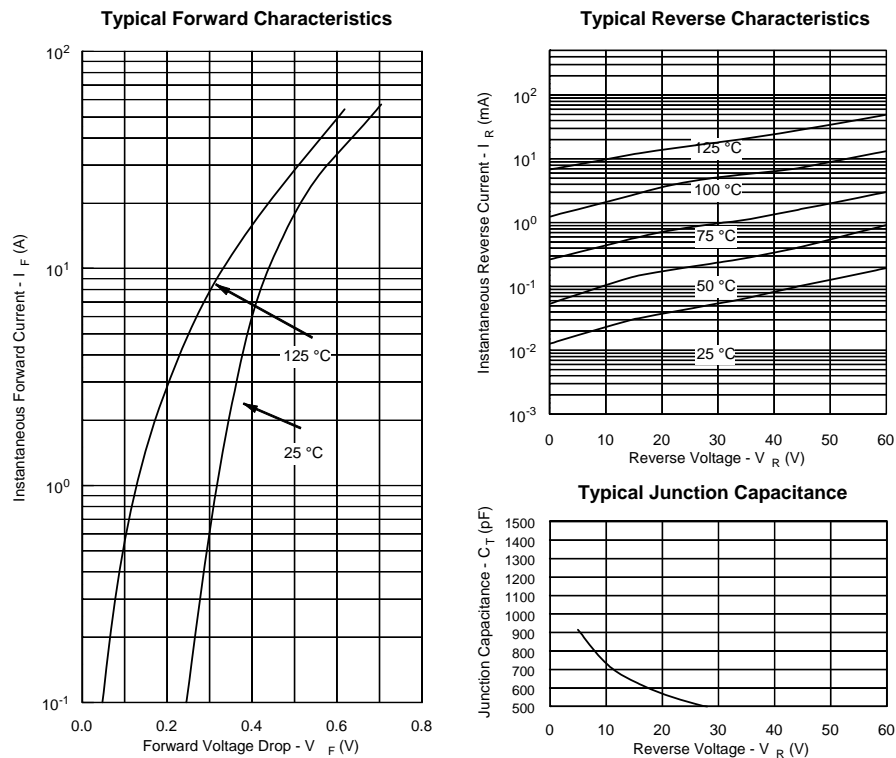
PINOUT TABLE

| TYPE | PIN 1 | PIN 2 | PIN 3 |
|------------------------------------|-----------|----------------|-----------|
| SINGLE RECTIFIER | CATHODE | ANODE | ANODE |
| DUAL RECTIFIER, COMMON CATHODE (P) | ANODE 1 | COMMON CATHODE | ANODE 2 |
| DUAL RECTIFIER, COMMON ANODE (N) | CATHODE 1 | COMMON ANODE | CATHODE 2 |
| DUAL RECTIFIER, DOUBLER (D) | ANODE | CATHODE/ ANODE | CATHODE |

SENSITRON

**TECHNICAL DATA
 DATASHEET 4724, REV. B**

Curves shown are for bare die only.



DISCLAIMER:

- 1- The information given herein, including the specifications and dimensions, is subject to change without prior notice to improve product characteristics. Before ordering, purchasers are advised to contact the Sensitron Semiconductor sales department for the latest version of the datasheet(s).
- 2- In cases where extremely high reliability is required (such as use in nuclear power control, aerospace and aviation, traffic equipment, medical equipment, and safety equipment), safety should be ensured by using semiconductor devices that feature assured safety or by means of users' fail-safe precautions or other arrangement.
- 3- In no event shall Sensitron Semiconductor be liable for any damages that may result from an accident or any other cause during operation of the user's units according to the datasheet(s). Sensitron Semiconductor assumes no responsibility for any intellectual property claims or any other problems that may result from applications of information, products or circuits described in the datasheets.
- 4- In no event shall Sensitron Semiconductor be liable for any failure in a semiconductor device or any secondary damage resulting from use at a value exceeding the absolute maximum rating.
- 5- No license is granted by the datasheet(s) under any patents or other rights of any third party or Sensitron Semiconductor.
- 6- The datasheet(s) may not be reproduced or duplicated, in any form, in whole or part, without the expressed written permission of Sensitron Semiconductor.
- 7- The products (technologies) described in the datasheet(s) are not to be provided to any party whose purpose in their application will hinder maintenance of international peace and safety nor are they to be applied to that purpose by their direct purchasers or any third party. When exporting these products (technologies), the necessary procedures are to be taken in accordance with related laws and regulations.